

DURHAM YORK ENERGY CENTRE COMPLAINT PROTOCOL LOG FEBRUARY 2012

February 2012							
Date Received	Method Received	Full Name	Comment Details/Description:	Positive (P) Negative (Neg) Neutral (N)	Response/ Remedial Action	Date Sent	Staff
Feb 22, 2012	Service Oshawa to Reg. Clerks office	[REDACTED]	<p>Durham Regional Chair and CEO Roger Anderson & Durham Regional Councillors;</p> <p>I just heard the news that the electrical portion of the Energy From Waste project has been handed to an out-of-town non-union electrical contractor without even allowing local union contractors a chance to bid on it. I am appalled by this. I had trusted that the "powers that be" at the Region would ensure that the jobs created by this project would benefit residents of our own area.</p> <p>I am employed by the International Brotherhood of Electrical Workers (IBEW), a trade union representing 500 skilled and licensed electricians and apprentices. This recession has hit our members very hard. An alarming percentage of our members are unemployed and have been for an extended period of time. Due to economic hardship, about 15% of our members are now forced to travel to other municipalities and even other provinces for work. Working out of town is hard on families and rarely profitable, as members must pay for accommodations out of town while simultaneously maintaining their homes locally.</p> <p>Many of our members were looking forward to the opportunity to finally be able to live and work at home on the Energy From Waste project. Now we hear that this work has been awarded to a non-union contractor from another municipality. This is unacceptable. Covanta needs to be forced to live up to it's promise to employ unionized local tradespeople.</p>	Neg	Correspondence included on Council agenda as "Info".		

IN07 - Interaction Volume By Classification

Reports on interactions that have a related enquiry. Includes an embedded chart

Date Run: Wednesday, March 14, 2012

Start Date: 2/1/2012

End Date: 2/29/2012

Subject: 301. Works - Waste

			Total
301. Works - Waste	15. EFW	301.15.17.1 EFW Complaint negative - Complaint	1
		301.15.5.2 EFW Inquiry Covanta Info - Inquiry	1
		301.15.6.2 EFW Inquiry Employment - Inquiry	1
			3
Total			3



Monthly Statistical Report

Report run: **Monthly Statistical Report**

Site: <http://www.durhamyorkwaste.ca/>

The report includes: **1 period**

Report period : **01-Feb-2012 — 29-Feb-2012**

Period filterdefinition

Name: **Exclude Own Traffic**

IP filter: **Exclude Own Traffic**

Reporting date and time: **01-Mar-2012 05:04**

Basic traffic statistics

Basic statistics included: Page views, New unique users, Returning users, Unique users

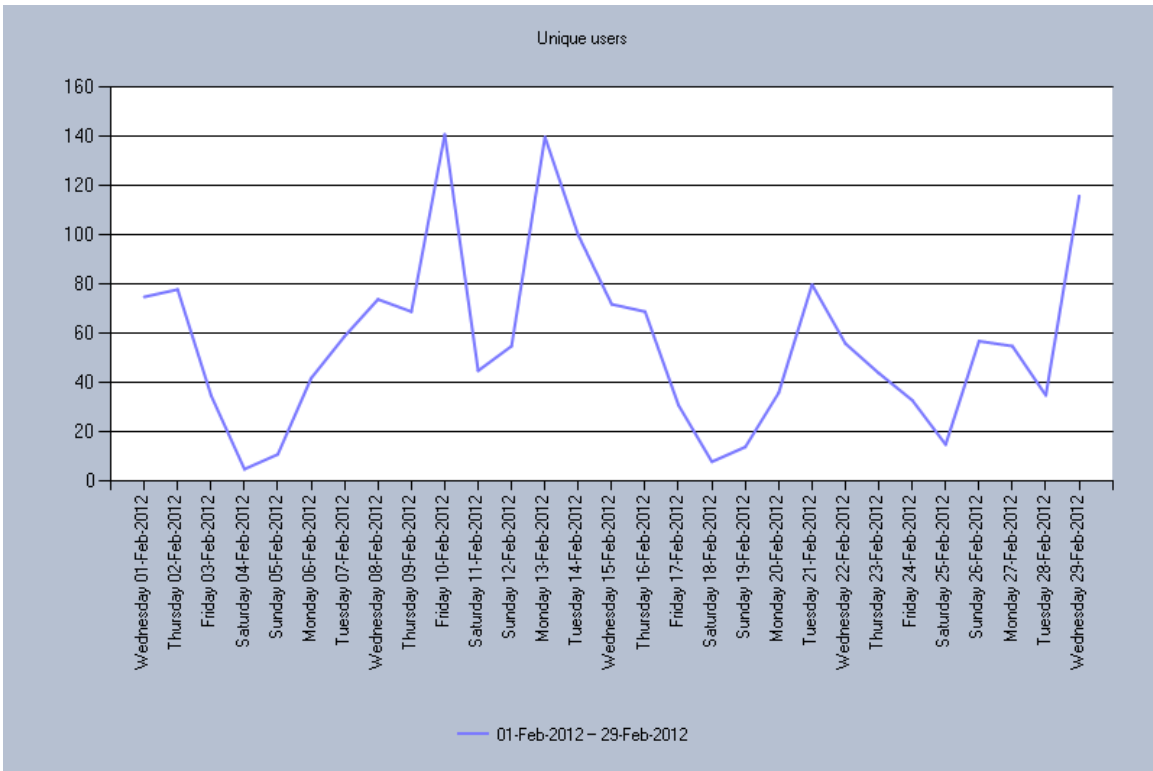
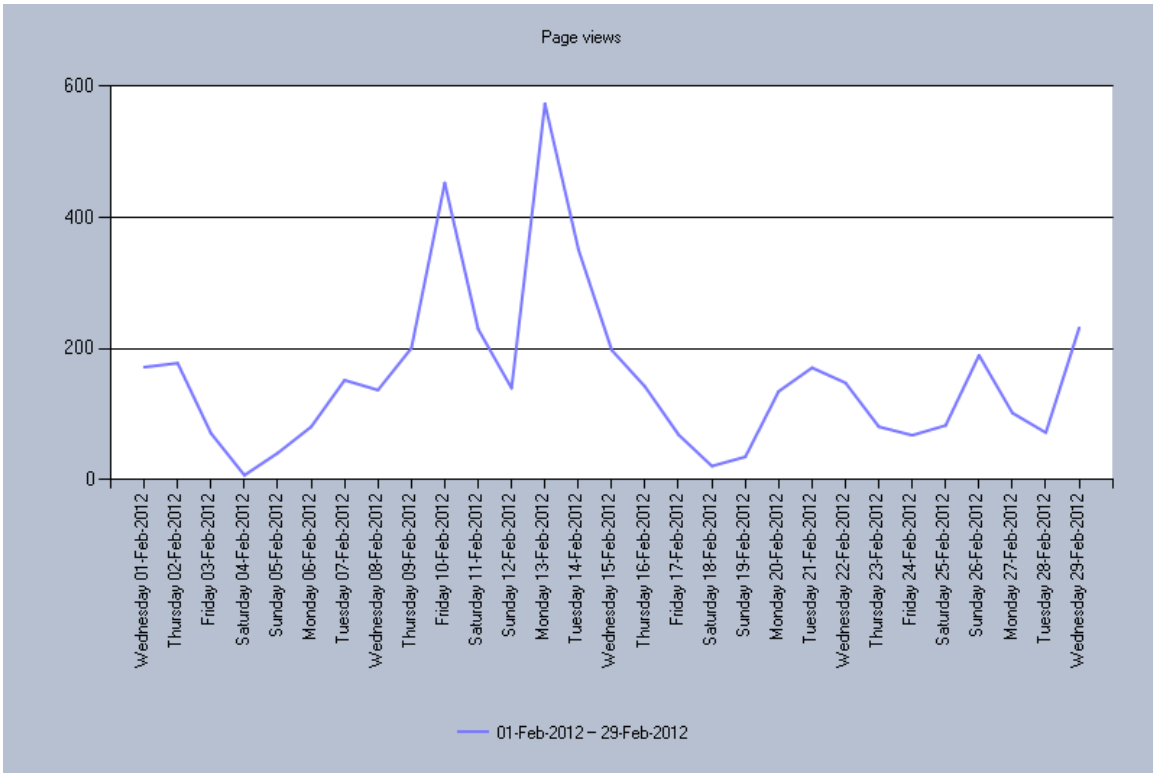
Graphs included: Page views, Unique users, New unique users, Returning users

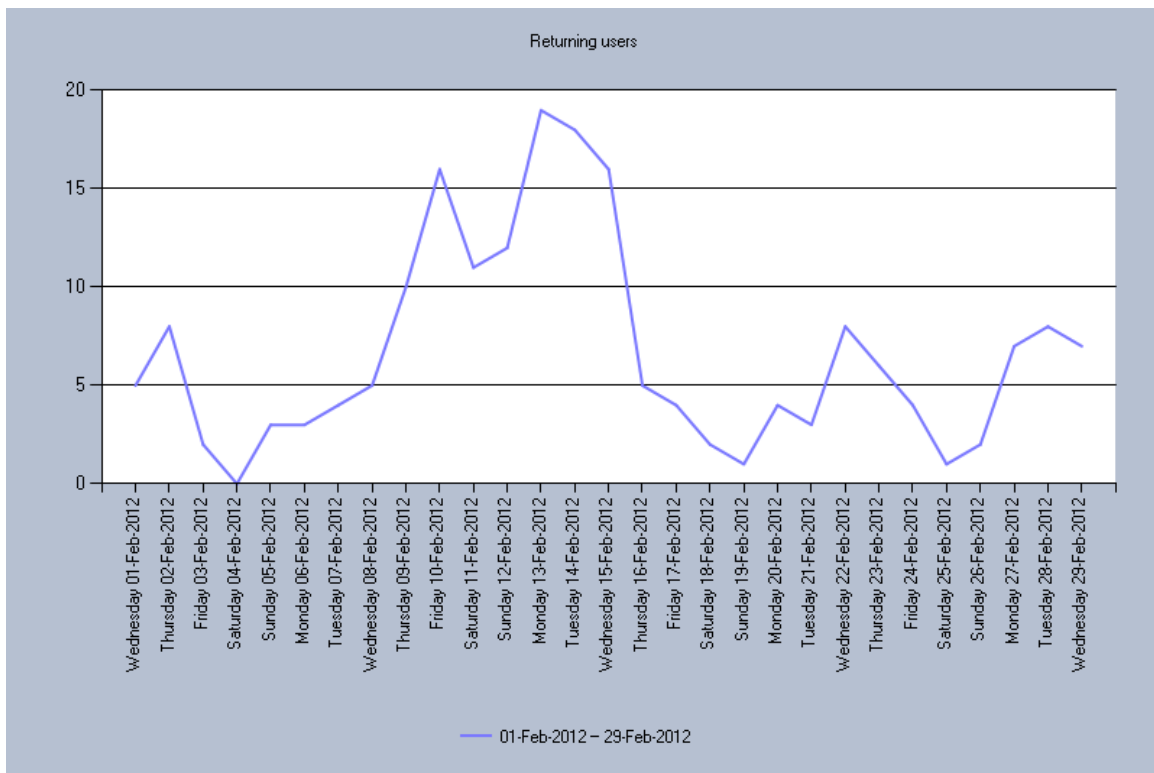
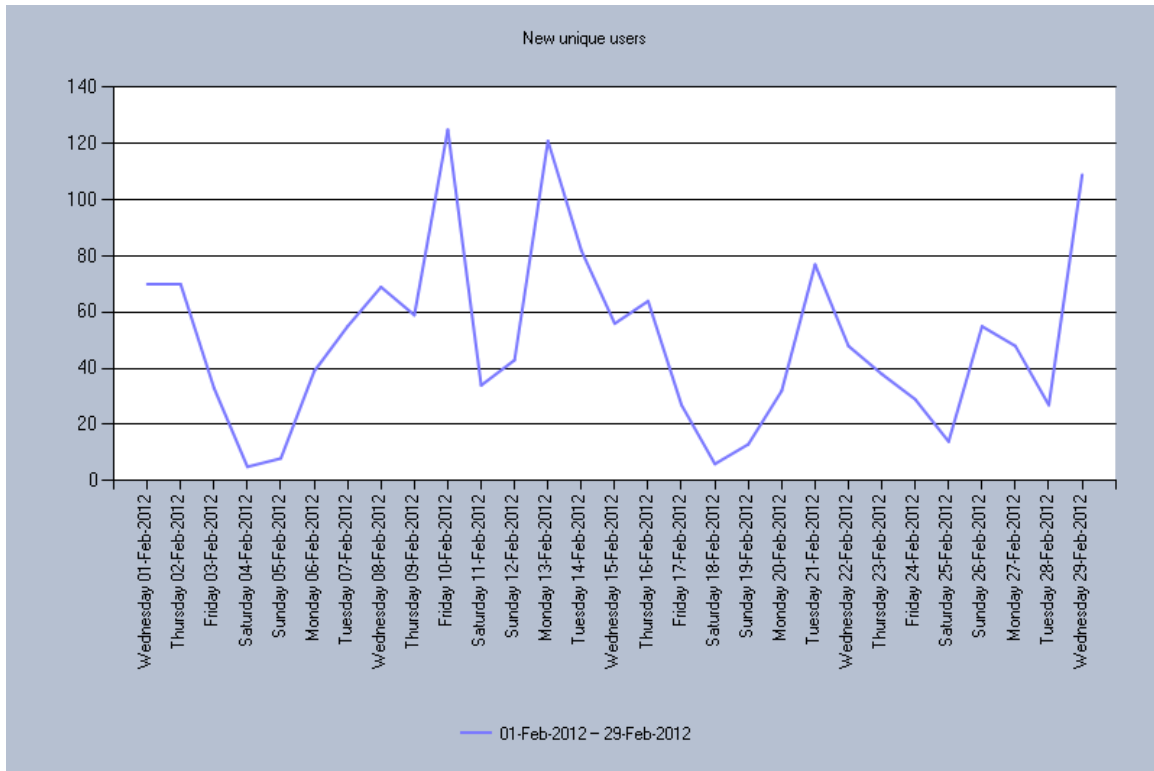
Additional statistics included: None.

Statistics for page views, unique users, new unique users, returning users

Date/Time	Page views	Unique users	New unique users	Returning users
Wednesday 01-Feb-2012	172	75	70	5
Thursday 02-Feb-2012	178	78	70	8
Friday 03-Feb-2012	71	35	33	2
Saturday 04-Feb-2012	7	5	5	0
Sunday 05-Feb-2012	41	11	8	3
Monday 06-Feb-2012	81	42	39	3
Tuesday 07-Feb-2012	152	59	55	4
Wednesday 08-Feb-2012	137	74	69	5
Thursday 09-Feb-2012	201	69	59	10
Friday 10-Feb-2012	453	141	125	16
Saturday 11-Feb-2012	230	45	34	11
Sunday 12-Feb-2012	140	55	43	12
Monday 13-Feb-2012	574	140	121	19
Tuesday 14-Feb-2012	352	100	82	18
Wednesday 15-Feb-2012	198	72	56	16
Thursday 16-Feb-2012	142	69	64	5
Friday 17-Feb-2012	69	31	27	4
Saturday 18-Feb-2012	21	8	6	2
Sunday 19-Feb-2012	35	14	13	1
Monday 20-Feb-2012	135	36	32	4
Tuesday 21-Feb-2012	171	80	77	3
Wednesday 22-Feb-2012	148	56	48	8
Thursday 23-Feb-2012	81	44	38	6
Friday 24-Feb-2012	68	33	29	4
Saturday 25-Feb-2012	83	15	14	1
Sunday 26-Feb-2012	190	57	55	2
Monday 27-Feb-2012	102	55	48	7
Tuesday 28-Feb-2012	72	35	27	8

Wednesday 29-Feb-2012	232	116	109	7
Total	4,536	1,509	1,456	53





Statistics for referring sites

Maximum number of items displayed: 25

Filtering out "no referrer".

Top referring sites		
#	Referring site	Number of referrals
1	www.durhamyorkwaste.ca	3,538
2	www.google.ca	185
3	www.covantaenergy.com	112
4	www.google.com	78
5	www.york.ca	32
6	www.durham.ca	32
7	www.bing.com	13
8	myportal.york.ca	7
9	www.google.co.uk	6
10	www.ene.gov.on.ca	5
11	www.oshawa.ca	4
12	www.google.fr	3
13	www.solidwastemag.com	3
14	www.google.co.jp	3
15	blogs.canoe.ca	2
16	us.yhs4.search.yahoo.com	2
17	search.yahoo.com	2
18	search.conduit.com	2
19	www.durhamenvironmentwatch.org	2
20	claringtonwatchdog.blogspot.com	2
21	www.clarington.net	2
22	search.mywebsearch.com	1
23	ca.search.yahoo.com	1
24	www.google.ru	1
25	archive.constantcontact.com	1

Most popular pages

Maximum number of items displayed: 25

Most popular pages ordered by unique users					
#	Page title	Page URL	Page views	Number of user sessions	Unique users
1	Durham York Energy Centre - Home	http://www.durhamyorkwaste.ca/project_index.htm	642	453	360
2	Durham York Energy Centre	http://www.durhamyorkwaste.ca	618	484	320
3	Durham/York Residual Waste Study	http://www.durhamyorkwaste.ca/study_index.htm	304	202	166
4	Durham/York Residual Waste Project - Project Information	http://www.durhamyorkwaste.ca/project/project_overview.htm	234	181	165
5	Durham/York Residual Waste Project - Facts and Info	http://www.durhamyorkwaste.ca/project/faq.htm	270	176	156
6	Durham/York Residual Waste Study - Facts and Info	http://www.durhamyorkwaste.ca/project/study_schedule.htm	243	161	154
7	Durham/York Residual Waste Project - Documents and Publications	http://www.durhamyorkwaste.ca/project/whats_new.htm	173	131	120
8	Durham/York Residual Waste Project - Contact Us	http://www.durhamyorkwaste.ca/project/contact.htm	94	87	82

9	Durham/York Residual Waste Project - Documents and Publications	http://www.durhamyorkwaste.ca/project/project_doc.htm	125	88	79
10	EFWTimeline	http://www.durhamyorkwaste.ca/pdfs/project/EFWTimeline.pdf	79	78	78
11	Durham/York Residual Waste Project - Media Releases	http://www.durhamyorkwaste.ca/project/media.htm	90	75	75
12	Durham/York Residual Waste Project - Project Information	http://www.durhamyorkwaste.ca/project/project_wasteprograms.htm	90	73	69
13	Durham/York Residual Waste Project - Links	http://www.durhamyorkwaste.ca/project/links.htm	83	74	67
14	Durham/York Residual Waste Project - Documents and Publications	http://www.durhamyorkwaste.ca/project/efw-facility.htm	86	54	52
15	Durham/York Residual Waste Study - Documents and Publications	http://www.durhamyorkwaste.ca/amended_ea_study_doc.htm	152	78	47
16	Durham/York Residual Waste Project - Project Information	http://www.durhamyorkwaste.ca/project/project_assessment.htm	66	51	45
17	Durham/York Residual Waste Project - Facts and Info	http://www.durhamyorkwaste.ca/project/reference_material.htm	58	44	44
18	Durham/York Residual Waste Project - Documents and Publications	http://www.durhamyorkwaste.ca/project/cert_doc.htm	43	32	29
19	Durham/York Residual Waste Study - Documents and Publications	http://www.durhamyorkwaste.ca/ea_study_doc.htm	39	32	26
20	EFW Feb15 2011	http://www.durhamyorkwaste.ca/pdfs/project/EFW_Feb15_2011.pdf	27	26	26
21	Durham/York Residual Waste Project - Getting Involved	http://www.durhamyorkwaste.ca/project/liaison-committee.htm	39	25	25
22	Durham/York Residual Waste Project - EFW WMAC Meetings	http://www.durhamyorkwaste.ca/project/efwmac-committeemeetings.htm	28	25	24
23	Durham/York Residual Waste Study - Study Information	http://www.durhamyorkwaste.ca/study_overview.htm	33	29	23
24	Durham/York Residual Waste Study - Study Information	http://www.durhamyorkwaste.ca/study_assessment.htm	24	23	22
25	Durham/York Residual Waste Study - Documents and Publications	http://www.durhamyorkwaste.ca/healthrisk_assessment.htm	46	27	22

Search statistics

For searches without results:

Minimum number of searches: 1

Maximum number of items displayed: 10

For searches with results:

Minimum number of searches: 1

Maximum number of items displayed: 10

External searches

Minimum number of searches: 1

Maximum number of items displayed: 10

Searches without results

#	Search phrase	Number of searches
---	---------------	--------------------

Searches with results

#	Search phrase	Number of searches
---	---------------	--------------------

--	--	--

External searches (e.g. on Google)

#	Search phrase	Number of searches
1	durham york energy centre	30
2	durham york	8
3	durham york energy from waste project	8
4	york energy centre	8
5	durham energy from waste	5
6	durham york efw	5
7	durham waste to energy	4
8	durhamyorkwaste.ca	4
9	energy from waste durham	4
10	durham york waste	3

Browser statistics: Type

Browser types

Browser	Page views		Unique users	
	Count	Percentage	Count	Percentage
IE	2,663	58.71%	1,296	82.97%
Firefox	743	16.38%	100	6.40%
Chrome	709	15.63%	89	5.70%
Safari	323	7.12%	41	2.62%
Mobile Safari	38	0.84%	19	1.22%
Others	25	0.55%	12	0.77%
BlackBerry	9	0.20%	3	0.19%
Android Webkit	26	0.57%	2	0.13%

Browser types and version

















Browser types and version

Browser version	Page views		Unique users	
	Count	Percentage	Count	Percentage
IE 8.0	1,339	29.52%	681	43.43%
IE 7.0	524	11.55%	277	17.67%
IE 9.0	513	11.31%	230	14.67%
IE 6.0	170	3.75%	85	5.42%
Chrome 16.0.912.77	297	6.55%	28	1.79%
Firefox 9.0.1	243	5.36%	27	1.72%
Chrome 17.0.963.56	179	3.95%	25	1.59%
Firefox 10.0	131	2.89%	19	1.21%
IE 9.0 (Compatibility View)	107	2.36%	19	1.21%

Chrome 17.0.963.46	168	3.70%	18	1.15%
Mobile Safari 5.1	26	0.57%	15	0.96%
Safari 5.1.2	99	2.18%	15	0.96%
Firefox 10.0.2	93	2.05%	14	0.89%
Firefox 10.0.1	110	2.43%	14	0.89%
Others	25	0.55%	12	0.77%
Firefox 8.0.1	82	1.81%	12	0.77%
Chrome 12.0.742	12	0.26%	10	0.64%
Safari 5.1.3	48	1.06%	8	0.51%
Safari 5.0.6	132	2.91%	8	0.51%
Firefox 3.6.26	13	0.29%	4	0.26%
Safari 5.1	21	0.46%	4	0.26%
IE 8.0 (Compatibility View)	10	0.22%	4	0.26%
Firefox 8.0	14	0.31%	3	0.19%
Chrome 16.0.912.75	16	0.35%	3	0.19%
Android Webkit 4.0	26	0.57%	2	0.13%
Chrome 13.0.782.220	24	0.53%	2	0.13%
Safari 5.1.1	6	0.13%	2	0.13%
Firefox 3.6.25	10	0.22%	2	0.13%
Safari 5.0.2	13	0.29%	2	0.13%
Firefox 4.0.1	13	0.29%	2	0.13%
BlackBerry unknown	7	0.15%	2	0.13%
Mobile Safari 7.0.0.261	5	0.11%	1	0.06%
Mobile Safari 6.0.0.600	2	0.04%	1	0.06%
Mobile Safari unknown	2	0.04%	1	0.06%
Mobile Safari 5.0.2	3	0.07%	1	0.06%
BlackBerry 5.0.0.743	2	0.04%	1	0.06%
Firefox 3.6.27	1	0.02%	1	0.06%
Firefox 3.6.24	4	0.09%	1	0.06%
Firefox 3.6.13	1	0.02%	1	0.06%
Firefox 3.6.11	4	0.09%	1	0.06%
Firefox 3.6.10	4	0.09%	1	0.06%
Firefox 7.0.1	2	0.04%	1	0.06%
Firefox 3.6.8	12	0.26%	1	0.06%
Firefox 6.0	5	0.11%	1	0.06%
Safari unknown	1	0.02%	1	0.06%
Safari 5.0.5	3	0.07%	1	0.06%
Chrome 15.0.874.121	4	0.09%	1	0.06%
Chrome 12.0.742.112	5	0.11%	1	0.06%
Chrome 18.0.1025.1	4	0.09%	1	0.06%
Firefox 5.0	1	0.02%	1	0.06%

Country statistics

Country statistics		
Country	Page views	Unique users

 Canada	2,644	58.29%	961	60.63%
 United States	919	20.26%	400	25.24%
Unknown	800	17.64%	147	9.27%
 Japan	68	1.50%	33	2.08%
 United Kingdom	21	0.46%	14	0.88%
 Russian Federation	26	0.57%	8	0.50%
 Germany	14	0.31%	7	0.44%
 Trinidad And Tobago	2	0.04%	3	0.19%
 France	5	0.11%	2	0.13%
 Thailand	4	0.09%	2	0.13%
 Australia	25	0.55%	2	0.13%
 Sweden	1	0.02%	1	0.06%
 Croatia	1	0.02%	1	0.06%
 Denmark	3	0.07%	1	0.06%
 Pakistan	1	0.02%	1	0.06%
 Brazil	1	0.02%	1	0.06%
 Spain	1	0.02%	1	0.06%

Resolution statistics

Resolution statistics				
Resolution	Page views		Unique users	
1280x800	883	26.04%	99	18.33%
1280x1024	363	10.70%	72	13.33%
1366x768	602	17.75%	56	10.37%
1024x768	183	5.40%	51	9.44%
1680x1050	240	7.08%	37	6.85%
1440x900	183	5.40%	33	6.11%
1920x1080	151	4.45%	32	5.93%
1600x900	93	2.74%	20	3.70%
1024x1024	29	0.86%	17	3.15%
1920x1200	81	2.39%	10	1.85%
1170x731	19	0.56%	7	1.30%
1280x768	33	0.97%	6	1.11%
1024x600	46	1.36%	6	1.11%
768x1024	17	0.50%	5	0.93%
1280x960	12	0.35%	5	0.93%
320x480	6	0.18%	5	0.93%
1463x823	26	0.77%	4	0.74%
1093x614	53	1.56%	4	0.74%
1360x768	14	0.41%	4	0.74%
1152x864	18	0.53%	4	0.74%
1024x640	17	0.50%	4	0.74%
1280x720	28	0.83%	3	0.56%
1755x987	21	0.62%	3	0.56%

1024x819	11	0.32%	3	0.56%
1536x864	8	0.24%	3	0.56%
800x1130	26	0.77%	2	0.37%
1776x1134	2	0.06%	2	0.37%
2560x1440	13	0.38%	2	0.37%
1400x1050	10	0.29%	2	0.37%
1536x960	6	0.18%	2	0.37%
1525x858	2	0.06%	2	0.37%
1117x894	7	0.21%	2	0.37%
991x619	17	0.50%	2	0.37%
1441x810	6	0.18%	2	0.37%
480x360	4	0.12%	2	0.37%
1301x813	3	0.09%	2	0.37%
1600x1200	2	0.06%	2	0.37%
2048x1280	1	0.03%	1	0.19%
2560x800	1	0.03%	1	0.19%
640x480	5	0.15%	1	0.19%
800x600	1	0.03%	1	0.19%
1058x595	1	0.03%	1	0.19%
1344x840	25	0.74%	1	0.19%
1229x768	3	0.09%	1	0.19%
1311x737	7	0.21%	1	0.19%
884x707	7	0.21%	1	0.19%
1843x1037	1	0.03%	1	0.19%
1069x801	6	0.18%	1	0.19%
1192x670	3	0.09%	1	0.19%
320x396	2	0.06%	1	0.19%
Other resolutions	93	2.74%	10	1.85%

Operating systems

Operating systems				
Operating system	Page views		Unique users	
Windows XP	1,458	32.14%	719	46.03%
Windows 7	2,000	44.09%	561	35.92%
Windows Vista	391	8.62%	160	10.24%
Mac OS X 10.6 Snow Leopard	171	3.77%	28	1.79%
Mac OS X	159	3.51%	26	1.66%
iPhone OS	31	0.68%	17	1.09%
Mac OS X 10.5 Leopard	239	5.27%	17	1.09%
unknown	28	0.62%	12	0.77%
Linux	13	0.29%	11	0.70%
RIM OS	9	0.20%	3	0.19%
Mac OS X 10.7 Lion	3	0.07%	3	0.19%
Android	26	0.57%	2	0.13%
Windows 2003 Server	5	0.11%	2	0.13%

RIM Tablet OS 1.0	3	0.07%	1	0.06%
-------------------	---	-------	---	-------

External links

External links		
Title	User sessions	% of total
Energy-from-Waste EFW Waste-to-Ener -Ener	17	26.98%
Strict Conditions Put On Energy -From-Waste Facility	6	9.52%
An overview of the global waste-to -energy industry - full text articl - full text articl	6	9.52%
Ministry of the Environment / Ministère de l'Environnement	4	6.35%
Unknown title	4	6.35%
Municipal Waste Association	3	4.76%
DurhamYorkCovantaProjectAgt	3	4.76%
Waste Diversion Ontario (WDO)	3	4.76%
EIA Energy Kids - Using & Saving Energy	3	4.76%
Energy Recovery Council	3	4.76%
Other external links	11	17.46%

External domains

External domains			
Title	Links	User sessions	% of total
www.covantaenergy.com	1	17	26.98%
www.durham.ca	4	10	15.87%
www.seas.columbia.edu	2	7	11.11%
www.news.ontario.ca	1	6	9.52%
www.ene.gov.on.ca	1	4	6.35%
www.wdo.ca	1	3	4.76%
www.york.ca	2	3	4.76%
www.eia.doe.gov	1	3	4.76%
www.municipalwaste.ca	1	3	4.76%
www.wte.org	1	3	4.76%
	4	4	6.35%